

# street

**smarthandbook**

NORTHERN TERRITORY

## Life play & Other Stuff





<b>headspace</b> 1800 650 890 (08) 8931 5999	<b>TeamHealth</b> 1300 780 081	<b>CatholicCare</b> (08) 8944 2000	<b>Mental Health NT</b> 1800 682 288 24 hour/7 days
<b>NT Mental Health Line</b> 1800 682 288	<b>13yarn</b> 13 92 76	<b>Kids Helpline</b> 1800 55 1800 24 hour/7 days	<b>Beyond Blue</b> 1300 22 4636 24 hour/7 days
<b>1800RESPECT</b> 1800 737 732 24 hour/7 days	<b>qlife</b> 1800 184 527	<b>The Butterfly Foundation</b> 1800 334 673	<b>National Alcohol and Other Drug Hotline</b> 1800 250 015

If you are feeling worried or stressed there are things you can do, and people you can talk with. When you are ready to talk, reach out to someone who will be understanding and supportive.

Talking to friends can be a good place to start, but don't stop there. Many organisations can help support you.

# Working Together

Mateship is an Australian cultural idiom that embodies equality, loyalty and friendship.

Russel Ward, in *The Australian Legend* (1958, aka “Legend”), saw the concept as one that is central to the ethos and character of Australian people.

Mateship derives from mate, meaning friend, commonly used in Australia as an amicable form of address.



# A message from NHWA Chair, Bernie Durkin

Welcome to the latest edition of the Streetsmart Handbook!

The Streetsmart Handbook is a practical resource developed to support young people as they transition to adulthood.

Neighbourhood Watch Australasia (NHWA) knows that the journey to becoming an adult is not the same for everyone, and that there are many different roads that each person can take, either by choice or by circumstance. Though the chosen paths may not be the same for everyone, the signposts along the way are.

The Streetsmart Handbook provides a state-by-state guide to many of the signposts and directions needed to be accessed along the way, to assist young people as they navigate a safe passage along the often rocky road to becoming an adult.

Just as the paths taken to adulthood can be different, so too are the people you will meet and interact with along the way. These people may be peers, friends, neighbours, strangers, family, and, of course, mates; these people are all part of your community.

NHWA is all about community, with people of all ages working together and with community partners, including the police, to create safe, interconnected, inclusive and cared for communities for all. Communities that are based upon the underlying values of Australian mateship.

Mates look out for each other, and that is what NHWA does. The StreetSmart Handbook is an extension of NHWA's offer of mateship, a helping hand, extended to assist with finding answers to questions, providing practical information, making good decisions, and demonstrating ways to stay safe as you become an adult in your community.

If you would like more information please visit our website: [www.nhwa.com.au](http://www.nhwa.com.au)



**Bernie Durkin**  
Chair  
Neighbourhood Watch Australasia

Bringing people together to create safe, connected, and inclusive communities, where people feel empowered, informed, protected, and engaged with one another, and with their local police.



# A special thank you to our valued Patrons of the Streetsmart Handbook



**Lesa Gale**

AFP Assistant Commissioner Northern Command  
Australian Centre to Counter Child Exploitation

As the Australian Federal Police Assistant Commissioner responsible for the Australian Centre to Counter Child Exploitation, it's my job to highlight to you the importance of protecting yourself and where to get help if something goes wrong both in the online and real world. I recommend to you the Streetsmart Handbook which does just that. It contains answers to your many questions about being part of a safe, healthy and connected community. It will point you in the right direction of how to access government and other services that can provide advice and support and empower you through your teenage years into adulthood.

As you choose your own path – keep this book nearby so you are informed with all the important tools you will need at your fingertips. The decisions you make now will impact you for the rest of your life. We all make mistakes – it's how we recover from those mistakes that's important. The Streetsmart Handbook will help you make fewer mistakes and guide you through how you recover from the mistakes you do make.

This Streetsmart Handbook has been developed to guide you over the coming years and contains information to answer some of your questions and to point you toward sources of additional support as you seek to maintain a healthy mind, body and relationships.

Good luck! I wish you all the very best.



**Colleen Gwynne**

Children's Commissioner (NT)

The "What's next?" question is likely to be on many minds when arriving at adulthood, whether it is off to Uni or further education, taking up employment or a trade, or just some time to focus on you, it is a time with lots of unknowns and many possibilities.

Lots of you will have been waiting on adulthood to arrive for many, many years – the excitement of gaining some independence, learning to drive, finishing school and the freedom of finally turning 18. These milestones are all things to celebrate and enjoy, however the transition into adulthood can also be a confusing one, with some tricky things to navigate.

The Streetsmart Handbook is a compact guidebook which gives you helpful advice on things like further education, moving out, getting behind the wheel and looking after your physical and emotional health. It is NT specific too which is great for us in the North. It's a great place to start when you need a helping hand.

Steve Jobs (the founder of Apple) once said "You can't connect the dots looking forward, you can only connect them looking backward" so although you may be unsure as to what your future looks like or what path you may take, it will all come together in the end and all those little dots along the way lead you to where you need to be.

Enjoy the read and remember to embrace all the opportunities and enjoyment that lies ahead.

## Don't touch it, report it.



Australian Government  
Department of Defence

## UXO. Curiosity Can Kill You.

You need to understand the real danger of **unexploded ordnance (UXO)**. If you touch UXO - like an old bomb, bullet or hand grenade - it could seriously injure or even kill you. You must know - Don't Touch It!

### Report it to the Police on 000



[www.defence.gov.au/uxo](http://www.defence.gov.au/uxo)





Proudly supporting NSW Streetsmart

Contact us today and discuss all of your financial needs!

View our full list of services on our website below

[www.panachefinancial.com.au](http://www.panachefinancial.com.au)

If it's your first home, or if it's time to renovate, refinance or invest, we're here to help make it happen.

We work fast, and we work hard for our clients.

The first step is we discuss what your financial needs and goals are. Then we research the many different products from a range of lenders to ensure we find the right solution.

P. 0421 505 258 Find us on facebook/Instagram

E. ashleigh\_pakis@panachefinancial.com.au



CERT III IN FITNESS • CERT IV IN FITNESS • GROUP EXERCISE LEADER

The Tamworth Fitness College has developed the most effective method to become a qualified Fitness Instructor or Personal Trainer for people that live in regional NSW.

We can help you become a Qualified Personal Trainer, Gym Instructor or Group Fitness Instructor with highly experienced staff, Monthly Hands On Workshops, practical campus locations and a supportive local student community

START TODAY!  
SCAN THE QR CODE



SCAN HERE, START TODAY!

PROUDLY SUPPORTED BY-



Proudly supporting NSW  
Street Smart

# Contents



4 When School Ends



10 Party Safe



30 A World of Opportunity



40 Getting Stuff Sorted

## Disclaimer

Countrywide Austral ("Publisher") advises that the contents of this publication are offered solely for background information purposes. The publication has been formulated in good faith and the Publisher believes the contents of the publication to be accurate. However, the Publisher cannot guarantee and assumes no legal liability or responsibility for the accuracy, currency or completeness of the information or that the information contained in the publication is suitable for each individual reader's needs. Accordingly, the contents do not amount to a recommendation (either expressly or by implication) and is not intended to be used as professional medical or other advice. The contents of this publication should not be relied upon in lieu of specific and independent professional advice. The Publisher takes no responsibility for information provided by third parties whose contact details or website address is provided in the publication. The Publisher disclaims all responsibility for any loss, damage or injury of any type which may be incurred by any reader using or relying upon the information contained in the publication, whether or not that loss, damage or injury is caused by any fault, negligence, misrepresentation, omission or breach of duty on the part of the Publisher, its directors, employees, representatives, agents or contractors.

## Acknowledgement of Country

We acknowledge the Traditional Owners and custodians of country throughout Australia and their continuing connection to land, waters and community. We pay our respects to the people, the cultures and the Elders past, present and emerging.

## Disclaimer

This publication contains images of Indigenous people that have been sourced/purchased from image galleries. Aboriginal and Torres Strait Islander readers are warned that these may include images of deceased persons.

Proudly published by

countrywideaustral

PO Box 2466, Melbourne, VIC, 3000  
P: 03 9937 0200  
E: contact@cwaustral.com.au  
W: www.cwaustral.com.au





# When school ends

You can follow many pathways out of the school grounds.

It could be an apprenticeship, traineeship, cadetship or further study. Maybe you want to head straight into the workforce, start a business or take a gap year to think about it some more.

While it is great to have options, you do not have to lock yourself into one while you are still finding out what you like.

It is good to have a plan, and maybe even a back-up plan, to work towards while you are at school. It will keep you focused and motivated.

Keep discussing your options with your parents/guardians, friends, teachers and people you look up to.



## Apprenticeships, traineeships and cadetships

Apprenticeships, traineeships and cadetships combine training and work that will lead to a formal qualification.

Examples of apprenticeships range from trades like an electrician, plumber, carpenter or hairdresser.

Usually, your employer will pay your training and you study and work at the same time.

This is great way to get a qualification because you are studying and learning on the job while also earning a wage.

Many companies offer this type of employment, so you need to check their websites individually to seek out the opportunities available.

Visit [www.aapathways.com.au](http://www.aapathways.com.au) to:

- Get information about apprenticeship pathways
- Speak with a career adviser
- Decide which industry suits you best (take the quiz!)
- Find out about employment opportunities.





There are many pathways to get a qualification through further study including university, TAFE and specialised courses.

## University

About 30 per cent of students go direct to university from school. There are however alternative pathways by transferring from recognised VET studies or undertaking bridging or foundation programs to help prepare students for university courses.

When considering going straight to university, it is important to explore course requirements including prerequisite Year 11 and 12 subjects.

There are other things to consider like the cost of university study, and associated living expenses like course materials, petrol, travel, even the possibility of needing to move out of home.

Visit the Youth Central website for a full guide on what to study and where, choosing a course and how to apply – [www.youthcentral.vic.gov.au/study-and-training/university-and-tafe](http://www.youthcentral.vic.gov.au/study-and-training/university-and-tafe)

## Private courses

Many private education and training centres exist, offering certificates in a range of industries from administration to beauty therapy, hospitality to fitness.

It is quite easy to search the web for local courses that will lead to specific skills training by entering the job you want.

## TAFE

TAFE and training courses can give you the skills to work in hundreds of industries.

This kind of training will also provide pathways for further training and better careers.

Qualifications include:

- **Certificate I** courses – basic skills that can be used in simple jobs
- **Certificate II** courses – train participants for entry-level positions or apprenticeships
- **Certificate III** courses – help develop skills, knowledge and problem-solving abilities
- **Certificate IV** courses – training for supervisory and management positions
- **Diploma** courses – skills in professional, technical or creative fields
- **Advanced Diploma** – high-level skills in technical, professional and creative fields
- **Graduate Certificate and Graduate Diploma** – equivalent to a university degree with Honours.

**For information about TAFE courses in all states and territories visit:**

**New South Wales**  
[tafensw.edu.au](http://tafensw.edu.au)

**Northern Territory**  
<https://www.tafecourses.com.au/courses/northern-territory/>

**Queensland**  
[qtac.edu.au](http://qtac.edu.au)

**South Australia**  
[tafesa.edu.au/courses](http://tafesa.edu.au/courses)

**Tasmania**  
[tastafe.tas.edu.au](http://tastafe.tas.edu.au)

**Victoria**  
[tafe.vic.gov.au/s/](http://tafe.vic.gov.au/s/)

**Western Australia**  
[fulltimecourses.tafe.wa.edu.au](http://fulltimecourses.tafe.wa.edu.au)

## Paying for ongoing study

Paying fees is a fact of life, and paying for further education is not exempt. Once you have decided on a course and where you would like to study, ensure you can cover expenses of course fees and also living costs while you study.

These are some of your options:

- Pay all fees upfront before the course starts – the dream scenario but not always achievable!
- Get a government loan – visit [www.studyassist.gov.au](http://www.studyassist.gov.au)
- Apply for a study scholarship – visit [www.scholarships.org.au](http://www.scholarships.org.au)
- Do an apprenticeship or cadetship – [www.australianapprenticeships.gov.au](http://www.australianapprenticeships.gov.au)
- Get student income support – <https://www.humanservices.gov.au/individuals/services/centrelink>
- Work and study at the same time

## Employment

A paid job means your own money, which can lead to freedom and the chance to learn, do new things and even help out your parents/guardians with a few of your expenses like your mobile phone or subscriptions.

Getting your first job is not always easy, and people often have to apply for a number of jobs before they are successful. Do not get discouraged, learn where you can improve and keep applying – it is like everything, as you get more experience in interviews, you will become more successful.

Finding jobs on formal advertising channels like [seek.com.au](http://seek.com.au), local noticeboards or newspapers are a good place to start.

However, about 80 per cent of jobs are never formally advertised so ask your friends, family members and other networks if they know of any work opportunities.

Also, make a list of the places you would like to work and just rock up and ask if there are any vacancies. This is a first-impressions situation so treat it like an interview. Dress appropriately, speak clearly and have a resume with a cover letter that you can leave behind.

When it comes to junior positions, employers are interested in employability skills that allow people to do their jobs while acknowledging the candidate may not have all the technical knowledge. In other words, employing young people is a great way for companies to be able to train staff. This means showing your potential employer that you are good at communication, teamwork and problem-solving will be a great start. Then provide examples of your initiative and planning/organisation skills and most of all, your willingness to learn. In the world we live in, technology skills across social media, web and other electronic communication will be a plus!

**CVGT**   
employment  
[cvgt.com.au](http://cvgt.com.au)



# Say YES to your future.

FREE support  
to launch your  
career with  
CVGT's Youth  
Employment  
Services.

**CVGT**  
employment

[cvgt.com.au/YES](https://cvgt.com.au/YES)  
132 848

    
@cvgtemployment



Contact us  
to start your  
journey

## Taking a gap year

A 'gap year' means taking a year off between finishing high school and starting further study or training.

A gap year might be an option if you:

- Didn't get into the course you wanted and want to take a year to reconsider your options and apply again
- Want to get some skills and experience under your belt before embarking on a course
- Need a break from studying
- Want to work and save money in preparation for more study

You can take a gap year even if you have been accepted into a course by deferring your studies.

## What to do during a gap year

We are pretty sure that mum, dad, carers, even housemates, wouldn't be too keen about seeing you on the couch for a year. A gap year is a great time to do a combination of deciding your future, earning some money, discovering what you love and exploring the big wide world.

Make it a year to remember by:

### Getting a paid job

Part-time or casual is fine.

### Volunteering

Do this in your community to contribute.

### Travelling

Explore your own state, country or head overseas for an adventure.

### Doing work experience

Ask employers in your field of interest if you can do an internship for a small amount of pay or a short-term work experience stint that might help you get your foot in the door.

### Studying

Consider a short course, even an online course, to get more skills and knowledge so you're ready when you start university or TAFE.



## Starting a business

While your experience and qualifications may be a little light-on since you have just finished school, starting a business is always an option if you have a particular talent, skill or passion.

There are programs out there aimed at helping young people build enterprise skills and develop innovative ideas.

**For ideas about starting a business visit:**

### New South Wales

[service.nsw.gov.au/guide/start-or-grow-business-nsw](https://service.nsw.gov.au/guide/start-or-grow-business-nsw)

### Northern Territory

[nt.gov.au/industry/start-run-and-grow-a-business](https://nt.gov.au/industry/start-run-and-grow-a-business)

### Queensland

[business.qld.gov.au/starting-business/planning/business-success](https://business.qld.gov.au/starting-business/planning/business-success)

### South Australia

[business.sa.gov.au/start-your-business](https://business.sa.gov.au/start-your-business)

### Tasmania

[business.tas.gov.au/starting](https://business.tas.gov.au/starting)

### Victoria

[business.vic.gov.au/setting-up-a-business/how-to-start-a-business](https://business.vic.gov.au/setting-up-a-business/how-to-start-a-business)

### Western Australia

[smallbusiness.wa.gov.au/business-advice/starting-your-business](https://smallbusiness.wa.gov.au/business-advice/starting-your-business)





# Party Safe

Let's face it, having a good time, socialising and hanging out with friends is basically the best part about being young. This chapter gives you some info about staying safe while you're having a good time. It's also important to make sure those around you are safe and know how you can help if someone finds themselves in trouble.

## How to play safe

- Know where you're going and how you're getting there
- Plan how you're getting home – for example, take cash for a taxi or nominate a designated driver who will remain sober
- Have a plan B to get home if plan A falls through – for example, ask someone's parent if they can pick you up if you can't get a taxi
- Remember that you don't have to use alcohol or other drugs to have fun and don't feel pressured into using them
- Eat well before heading out – a full stomach slows the absorption of alcohol
- Don't let other people top up your drinks
- Stay close to friends you trust
- Take condoms with you if you think you might end up having sex – and use them
- Never get into a car with a driver who has been drinking
- Remember that your judgement may be impaired if you've been drinking or taking drugs so don't take risks such as diving into water or fooling around near swimming pools
- If you feel unsafe at a venue or party, leave

## Hosting a party at home

- Register your party with your local police at least one week in advance
- State that the party is invitation only and ask your guests not to spread the word to others via SMS or social media
- If you are sending invites out via Facebook, make sure the event is set to private
- Indicate on the invitation whether alcohol is provided or is BYO or if the event is alcohol-free
- Secure or hide all valuables
- Make sure responsible adults are on hand to monitor the party
- Serve plenty of food – guests are more likely to get drunk on an empty stomach
- Serve plenty of water and soft drinks
- Have a plan of action if a guest becomes drunk or ill – this might involve arranging for them to get home safely or calling 000 if they're seriously ill
- Ask gatecrashers to leave immediately or threaten that the police will be called
- Call the police if you feel that a situation is beyond your control



# One punch attacks

A single punch to the head can have devastating consequences. A one punch attack, coward punch or king hit, whatever you choose to call it, is never justified and in many cases has resulted in serious brain injury or death, particularly among young Australians. In a split second, a young person's life, dreams and goals can be shattered by an instance of violence during what was meant to be an enjoyable night out. For the perpetrator, a criminal record and potential imprisonment are just the beginning. They also have to deal with a lifetime of regret for their reckless actions. Always remember the very real consequences that a fight can have.

## Identify potential violence

Although you should try to remove yourself from a potentially violent situation, it is not always easy or safe to walk away. Each situation needs to be considered on its merits and the appropriate action taken. To deal with a potential threatening or violent situation, some suggested techniques include:

- Try to talk your way out of it
- Get a bouncer involved
- Ignore the person/pretend you didn't hear or understand
- Remain calm or be polite
- Make it known that you are not looking for trouble
- Don't turn away, leaving you open to be hit from behind



## Recognising potentially violent situations

During a night out it is important to be aware of your surroundings and how others are behaving. A person's body language can convey information on their potential for violent behaviour. Recognising the signals and paying close attention to what is being said and how it is being said can help to warn you of impending trouble. By understanding and interpreting body language information you can help to prevent and avoid violent situations. Some of the signs to look out for include:



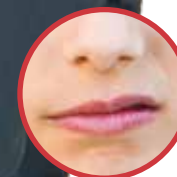
### Voice

- Changes in pitch and volume
- Shouting or muttering
- Significant changes in the pace of speech delivery
- Speech directed in 'general' and not at you



### Body

- Appearing tense or agitated
- Increase in restless body movements



### Face

- Increase in muscular tension
- Grinding of jaw
- Sudden loss of colour

### Legs and feet

- Legs swinging, foot tapping


### Arms

- Arms folded or raised
- Rapid movement or sudden change in position




### Hands

- Closing of hands to make a fist
- Tapping of fingers on surface with changes in rhythm
- Thumping fist or slapping hand on another object
- Picking up objects



### Posture

- Departure from usual or previous posture
- Moving away or moving back



*STOP. One Punch Can Kill* began in Victoria after the tragic death of David Cassai on NYE 2012 from a senseless, unprovoked violent attack ending his life with a ferocious one punch.

This organisation, co-founded by David's mum Caterina, aims to unite all people who have been affected by senseless acts of street and social violence in an effort to work towards creating a safer community and to raise awareness that one punch can and DOES kill.

In 2014, *STOP. One Punch Can Kill* successfully petitioned the Victorian Government to introduce the 'Coward's Punch Manslaughter' law that carries a 10-year minimum non-parole period.

Caterina is available to speak to schools, sporting and other groups about Harm Prevention, highlighting her son's senseless death in a moving presentation.

For more, visit  
[www.stoponepunchcankill.org](http://www.stoponepunchcankill.org)





# Schoolies

Finishing school is one of the most exciting times in your life. Celebrating with your friends at schoolies is a great way to commemorate the end of your secondary schooling and mark the beginning of the next phase in your life. Every state has its own popular destinations from the Gold Coast (QLD) to Dunsborough (WA), Torquay (VIC) to Byron Bay (NSW), Scamander Beach (NT) to Victor Harbour (SA) and the incredible array of national parks in the Northern Territory. Overseas destinations are also becoming popular, like Bali and Fiji.

Visit **[www.schoolies.com](http://www.schoolies.com)** to find out where to go and how to book your once in a lifetime celebration.

## Before you go to Schoolies

It's a good idea to plan ahead. Suggestions include:

- Arrange travel insurance
- Take your Medicare card with you just in case
- Make sure you have ambulance cover and, if you have private health insurance, know what you're covered for
- Have a think about your values regarding sex, alcohol and drugs. Decide what you're prepared to do and where you will draw the line
- Have a chat to the friends you're going with to find out where you all stand. Plan ways you will look out for each other.

## Safety tips for Schoolies

- Obey the house rules so you don't get kicked out of your accommodation
- Keep your hotel room locked when you're not there
- Stick with your friends and watch out for each other
- Walk to and from the main schoolies area in groups
- Never wander off alone and avoid going off with strangers
- Agree with your friends beforehand where to meet if you get separated
- Make sure your phone is charged
- Carry condoms and use them if you are having sex
- Don't drink or take drugs and drive
- Trust your senses – if you feel unsafe, move away from the situation

## What to watch out for during Schoolies

Take some simple precautions so you can enjoy yourself without putting yourself or your future at risk. Some issues to be aware of include:

- **Physical injuries:** When outside, even on the beach, keep your shoes on and watch for broken glass and syringes. Don't sit down without checking behind you.
- **Drowning:** Don't drink or take drugs and swim.
- **Theft:** Don't leave your stuff unattended on the beach. Take it in turns to look after everyone's stuff.
- **Drink spiking:** Assume that anyone is capable of spiking your drink. Lots of drink spiking is actually done by people you know adding more alcohol (as opposed to other drugs) into your drink. Don't leave your drinks sitting around and if you do, ditch them and buy new drinks. Buy drinks with lids you have to open yourself and don't accept water from anyone either.
- **Sexual assault:** Going off with a stranger puts you at high risk, especially if you have been drinking, so don't go to a private place such as a hotel room with someone you don't know. Catch a cab at the end of the night rather than walking the streets.
- **Brawls:** Avoid groups of people who seem to be wandering without purpose. Violence tends to spread through a crowd, so don't hang around to watch if a brawl starts.
- **Drugs:** If you decide to take drugs, make sure you tell your friends what kind so they can give this information to ambulance officers or other medical staff in case of an overdose. Avoid mixing drugs with alcohol or other drugs.



# Facts about alcohol

Alcohol is the most widely used drug in Australia. Alcohol is a depressant, meaning it slows down the messages travelling between the brain and the body. Alcohol affects every individual differently based on a range of factors, including:

- Your size, weight and health
- Whether you're used to alcohol consumption
- Whether other drugs are taken around the same time
- The amount of alcohol consumed
- The strength of the alcohol



## Effects

Some common effects of alcohol consumption include:

- Feeling relaxed
- Slower reflexes
- Difficulty concentrating
- Increased confidence
- Feeling happier or sadder (depending on your mood)

Excessive consumption may lead to:

- Confusion
- Blurred vision
- Nausea/vomiting
- Memory loss
- Passing out
- Coma

Regular consumption of alcohol may eventually have the following long-term effects:

- Regular colds/flu
- Depression
- Poor memory and brain damage
- Difficulty getting an erection
- Difficulty having children
- Liver disease
- Cancer
- High blood pressure and heart disease
- Financial, work and social problems



## Binge drinking

The term 'binge drinking' generally refers to drinking heavily over a short period of time with the intention of getting drunk, resulting in immediate and severe intoxication. Binge drinking can be harmful in a number of ways:

- **Short-term harms** including hangovers, headaches, nausea, shakiness and possibly vomiting and memory loss. There is also the risk of alcohol poisoning which can cause death.
- **Behaviour-based risks** including falls, assaults, car accidents, shame and embarrassment, loss of valuable items and financial losses through reckless spending while intoxicated.
- **Long-term harms** including becoming dependent on alcohol and developing liver or brain damage.



## What is a standard drink?

A standard drink is one that contains 10 grams of alcohol. Keep in mind that not all drinks contain the same concentration of alcohol and most venues do not serve standard drink sizes. Beware of bigger glasses, bottles or cans which hold more than one standard drink. If you're not sure, check out the label.







## Tips for low-risk drinking

- **Set limits for yourself and stick to them.** Don't let other people pressure you into drinking more than you want.
- **Quench your thirst first.** Have a non-alcoholic drink first if you are thirsty.
- **Drink slowly.** Take sips, not gulps.
- **Drink from a small glass.** Some wine glasses can hold several standard drinks.
- **Be aware of exactly what you're drinking.** Pre-mixed drinks can be quite strong, even if they don't taste like strong alcohol.
- **Eat before and while drinking.** Avoid salty snacks as they can make you thirsty.
- **Avoid getting into 'rounds' or 'shouts'.** They are likely to make you drink more than you would otherwise.
- **Avoid 'top ups'.** Drink one drink at a time so it's easier to keep track of how much you are drinking.

## Getting help for a drinking problem

If your use of alcohol is affecting your health, family, relationships, work, school, financial or other life situations, you should try to get help. Call the Australian Drug Foundation on **1300 85 85 84** or visit **adf.org.au** for support services near you.



## Drink spiking

Drink spiking is when someone deliberately adds alcohol or another drug to your drink without your knowledge. People may spike drinks as a prank to get someone drunk or high, but also sometimes to assault or rob someone. Estimates suggest that one-third of drink spiking incidents are associated with a sexual attack. Drink spiking is illegal in all Australian states and territories and penalties include fines and imprisonment ranging from two to 25 years.

Most commonly, drinks are spiked with extra alcohol. Despite media reporting, drink spiking with drugs such as GHB and Rohypnol is very rare. Drugs that are used to spike drinks are usually depressants that make you act like you are drunk or feel like you are about to pass out.

### How do I stop my drink being spiked?

- Always watch your drinks and your friend's drinks when you're out at a pub, club or party
- Many people have their drinks spiked by someone they know – to avoid this, buy or pour your own drinks
- If someone you don't know well offers you a drink, always go to the bar with them

### How do I know if my drink has been spiked?

If your drink has been spiked, you may not be able to see, smell or taste it. The drug or extra alcohol may be colourless and odourless and may not affect the taste of your drink. Warning signs include:

- Feeling dizzy or faint
- Feeling ill or sleepy
- Feeling drunk even if you think you haven't had much alcohol to drink
- Passing out
- Waking up feeling uncomfortable and confused, with memory blanks about the night before

### What to do if your drink is spiked

- Ask someone you trust to help you get to a safe place
- If you feel unwell or have been sexually assaulted, go to the emergency department of the nearest hospital
- Ask your doctor to test for the presence of drugs – urine or blood tests can pick up traces of certain drugs up to 24 hours later



## Helping a drunk friend

**Friends look out for each other, and that's especially important when you've been drinking. Drinking alcohol involves some very real risks. If one of your friends is in a bad way, there are things you can do to help keep them safe. You may also want to know how to talk to them afterwards if you have concerns about their drinking.**

### How can I tell if my friend needs help?

Your friend may need help if they:

- Can't talk properly and have glazed eyes
- Are acting strangely and doing stuff they wouldn't normally do
- Are vomiting
- Are falling over and running into things or can't walk straight
- Have passed out

### What should I do?

#### Be there for them

The most important thing to do when a friend is seriously drunk is to stay with them. If you can't be there, make sure that another friend, who isn't as drunk as they are, stays with them.

### Stop the booze and start the food

Try to get your friend to eat something, or to drink a non-alcoholic drink. If possible, prevent them from drinking any more alcohol. Taking them to get something to eat can be a good way of slowing down their drinking without it seeming like you're trying to tell them what to do.

### Recovery position

If your friend wants to lie down, make sure they're on their side, with something behind their back to prevent them rolling over on to their back or stomach. It's important to do this, because if they vomit while lying on their back they can choke.

### Get them home safely

Try to make sure your friend makes it home okay, even if it means having them stay over at your place for the night.

### Get help

If your friend loses consciousness and can't be woken, call an ambulance immediately and rally any nearby adults for support.

### How do I know if my friend is in trouble?

Sometimes being drunk is relatively harmless and just results in a hangover the next day. However, excessive drinking can cause alcohol poisoning, which can potentially cause your friend some serious damage. The following are signs of alcohol poisoning:

- Mental confusion, passing out or coma
- Vomiting
- Seizures/shaking
- Slow or irregular breathing
- Low body temperature, paleness and blue skin

**Call 000 if your friend is experiencing any of these symptoms.**

### Afterwards

If you're worried about your friend, or annoyed that they ruined your night, say something to them another time – there's nothing to be gained by arguing with them while they're drunk.

### When it's a regular thing

If you're worried about your friend's drinking, or if they get seriously drunk on a regular basis, you might want to talk to them about it sometime when you're both feeling a bit better.





## COBRA Self Defence South Gippsland

Self defence for children, women and men

### 2 hour courses or 10 week academies!

COBRA International is a global brand and we are proud to offer you our professional self defence system In Victoria!

Trusted by hundreds of individual clients, companies, schools, sports clubs and families, COBRA is on a mission to make sure that you have the skills to avoid trouble. One child is too many. One woman is too many. We are here to empower you and those you love today.

**Offering services Statewide.**

**Call or email us today  
& discuss a booking!**

**0487 523 166**

[sg.cobraselfdefence@gmail.com](mailto:sg.cobraselfdefence@gmail.com)

Find us on Facebook

Proudly supporting Victoria Streetsmart



# Facts about drugs



*Your WHS Rescue Package*

Please contact us at Safe Principals  
to resolve your WHS problems.

**Mob: 0413 056 506**

[www.safeprincipals.com.au](http://www.safeprincipals.com.au)

*Proudly Supporting Streetsmart  
& Our Local Kids*

Safe Principals is a practical WHS compliance lifeline for all school Principals:

User-friendly WHS Management System

Quality Teacher Professional Learning (TPL)

WHS audit support with hyperlinked evidence

WHS site inspections and Action Plan

Emergency Procedures including Emergency Flipchart

Safe Principals provides a full WHS rescue package that addresses all DoE  
and WorkCover concerns.

Illicit drugs are never safe, and when you take them you're not only damaging your health but breaking the law. Taking drugs affects your health and creates havoc with your social life, work, school, friends and family. Drugs affect your central nervous system. As a young person, your brain is still growing and won't be fully formed until your mid-20s. Taking drugs affects your developing brain by:

- damaging connections within the brain
- reducing your ability to experience pleasure or reward
- causing memory and learning problems
- making it hard to control impulses

Make sure you're aware of how different types of drugs can affect you.



## Say no to drugs

Illicit drugs such as cocaine, heroin, MDMA (ecstasy), LSD, methamphetamine (ice) and cannabis (except for medicinal purposes) are illegal to possess, use, sell or manufacture in Australia. Penalties for drug offenses range from fines to lengthy imprisonment.



# Effects

The effects of drug use can vary depending on the specific drug used, individual factors, frequency of use, and other contextual variables.

## Common effects of recreational drug use:

**Altered perception and sensory distortions:** Drugs like hallucinogens or psychedelics can cause visual and auditory hallucinations, changes in colors and patterns, and an altered sense of time. These effects can be disorienting and potentially lead to unpredictable or dangerous behaviours.

**Impaired judgment and decision-making:** Drugs like alcohol, cannabis, and stimulants can impair cognitive processes, inhibitions, and impulse control, increasing the likelihood of engaging in risky behaviours like unprotected sex, driving under the influence, or taking other dangerous substances.

**Increased risk of substance abuse and addiction:** Experimentation with recreational drugs at a young age can significantly increase the risk of developing substance abuse and addiction problems later in life. The developing brain of a young person is more vulnerable to the addictive properties of drugs, and early exposure can alter brain chemistry and increase the likelihood of dependence.

**Social and Interpersonal Consequences:** Social lives and interpersonal relationships may lead to isolation from non-drug-using peers, loss of interest in previously enjoyed activities, and conflicts with family and friends. Drug use can also create a divide between individuals who use drugs and those who do not, leading to strained relationships and a loss of social support systems.

## Common effects of prolonged drug use:

**On physical health:** organ damage, cardiovascular issues, respiratory problems, impaired immune system, and increased risk of infectious diseases like HIV/AIDS. Drug overdose is also a significant concern, which can be fatal.

**On mental health:** development or exacerbation of mental health disorders such as anxiety, depression, and psychosis. These conditions can significantly impair a young person's ability to function, lead to self-destructive behaviors, and increase the risk of self-harm or suicide.

**Impaired cognitive function:** cognitive function can be impaired, sometimes hindering brain development in young people. Memory problems, decreased attention span, decreased problem-solving abilities, and impaired decision-making skills are common consequences of drug abuse among young individuals.

**Socioeconomic and academic consequences:** Excessive drug use can have far-reaching socioeconomic implications for young people, and often leads to a decline in academic performance, increased absenteeism, and dropout rates. The reduced ability to concentrate, lack of motivation, and disrupted sleep patterns can hinder educational achievements and limit future opportunities. Additionally, drug dependency can lead to financial strain, legal troubles, strained relationships, and social isolation, further perpetuating a cycle of disadvantage for young individuals.

## Types of drugs

Any drug use carries risk! The effects of drugs can vary based on factors like the individual's physiology, dosage, and method of administration. Additionally, the illegal production and distribution of drugs can lead to unsafe substances and unpredictable outcomes. Prioritise your health and wellbeing by making informed decisions and seeking support if needed.

### Cannabis (Marijuana)

Cannabis, also known as marijuana or weed, is a plant-based drug. It is usually smoked or consumed in the form of edibles. Cannabis can produce short-term effects such as relaxation, euphoria, altered perception, and increased appetite. However, regular use can lead to memory and concentration problems, decreased motivation, and potential mental health issues.

### Stimulants

Stimulants include drugs like amphetamines (speed) and cocaine. They increase alertness, energy, and confidence while reducing appetite and fatigue. Short-term effects may include increased heart rate, elevated blood pressure, and heightened focus. However, regular use can lead to addiction, anxiety, sleep disturbances, and serious health problems like heart and liver damage.

### Hallucinogens

Hallucinogens, such as LSD (acid) and magic mushrooms (psilocybin), can alter perception, thoughts, and feelings. They may cause hallucinations, intense emotions, and distorted sensory experiences. The effects can vary widely depending on the individual and the dosage. However, hallucinogens carry the risk of triggering psychological distress, anxiety, and even long-lasting psychological issues.

### MDMA (ecstasy)

MDMA, commonly known as ecstasy or molly, is a synthetic drug that produces a combination of stimulant and hallucinogenic effects. It can increase feelings of empathy, euphoria, and energy. However, MDMA can lead to overheating, dehydration, and serious health risks, including heart and kidney problems. It can also negatively impact mood, memory, and cognitive function.

### Prescription medications

Misusing prescription medications means taking drugs that are not prescribed to you, often requiring medical supervision. These can include opioids (codeine, oxycodone), benzodiazepines (Xanax, Valium), and stimulants (Adderall, Ritalin). Misusing prescription drugs can have severe consequences, including addiction, respiratory depression, and overdose.

**If you or someone you know is struggling with drug use, it's important to reach out to a healthcare professional, counselor, or helpline for assistance and guidance.**





## Ways to say no to drugs

You can say no. But, if you're feeling nervous about delivering your "NO" with confidence try these tactics.

### Assertiveness

Feel confident and comfortable expressing your decision to say no to drugs with short and simple phrases - "No, thank you," "I'm not interested," or "I don't do drugs" to let people know you just don't want to.

### Knowledge is power

By understanding the potential physical, mental, and social effects of drugs you can strengthen your resolve to say no. Use the resources in this booklet or speak to your school counsellor.

### Set personal boundaries

Understand your own values and priorities and be firm in sticking with your decisions. Define your limits and communicate them openly with friends, so there is no ambiguity about where you stand on drug use.



### Resist peer pressure

Find like-minded friends who share similar values and goals.

### Seek support

Know who the supportive adults or mentors are that you can turn to for guidance and support. Parents, teachers, counsellors, or other trusted adults can provide valuable advice, offer a listening ear, and help navigate challenging situations.

### Engage in positive activities

Find activities that provide interest, fun, connection and passion. This could be sports, arts, clubs, community service, or other activities that provide a sense of purpose and create a like-minded social network.

## Harmful effects of smoking

Smoking cigarettes can have numerous harmful effects on young people. Here are some facts highlighting the risks and dangers associated with smoking:

### Health problems

Increased respiratory issues such as coughing, wheezing, and asthma. Potential to develop chronic conditions like bronchitis, and emphysema and life-threatening diseases like lung cancer, heart disease, and stroke later in life.



### Physical fitness

Chemicals such as nicotine and carbon monoxide reduces lung capacity, leading to decreased endurance, reduced stamina, and poor overall physical performance. This can affect participation in sports, recreational activities, and overall fitness levels.



### Addiction

Nicotine is an addictive substance that can lead to dependence. Smoking at a young age put you at higher risk of developing nicotine addiction, which can be difficult to overcome.



### Grades

Smoking can have a negative impact on academic performance as young smokers are more likely to have decreased concentration, impaired memory, and reduced cognitive abilities.

### Cost

Smoking is an expensive habit. Spend your money and things that bring you joy!



### Secondhand smoke

Don't put others at risk too. Your smoke may increase the risk of respiratory problems, asthma attacks, ear infections, and other health issues in those around you.



### Can I legally smoke?



It is illegal to sell or supply tobacco products to young people under the age of 18. In some states, the police can confiscate your cigarettes or other tobacco products if they think you are under 18. To find out more, visit the Youth Law Australia website at [yla.org.au](http://yla.org.au) and select the state a state you live in or are visiting.



Get help to quit smoking  
<https://www.quit.org.au/articles/about-quitline-13-7848/>

13 7848


[www.quit.org.au](http://www.quit.org.au)

### My QuitBuddy

My QuitBuddy is an app that helps you get, and stay, smoke-free. It provides helpful tips and distractions to overcome cravings, tracking systems to chart your progress and the facts to help you understand the impact smoking has on your health.

Download on the  
App Store

GET IT ON  
Google Play





# Unveil what you inhale Let's not sugacoat it

What do you know about vaping? Maybe you or your friends have tried it before, or you've seen people at school or on social media doing it. Vaping and e-cigarettes have become popular in recent years, and though it might seem harmless and fun, these products can be dangerous for your health.

**This resource sheet was developed with young Australians for young Australians like you, to show the facts, raise the issues, and provide advice on vaping and how to take action when it comes to the risks.**

## What is vaping?

The term 'vaping' is used to describe the act of smoking e-cigarettes or 'vapes' which are battery-powered devices that look like metal pens, USBs and other small boxy-shaped systems. Vapes use cartridges with liquids, or 'juice', which usually have artificial flavorings and toxic chemicals in them. The vape liquid is heated into an aerosol, or 'vapour', and inhaled into the lungs. Vape liquid isn't properly tested or regulated, and research shows many types contain nicotine even if they say they don't. This is really harmful to a developing brain.

There are many types of vapes that look and work differently to each other, including:



Mini



Vape Pod



Vape Pen



Squonk Mod



Box Mod

**Lung Foundation Australia**

Supported by



## Vaping and you: The dangers and risks

The most important thing you need to know about vaping is that it isn't safe for your health, despite what you may hear from others. Vaping has made lots of people sick with symptoms like:



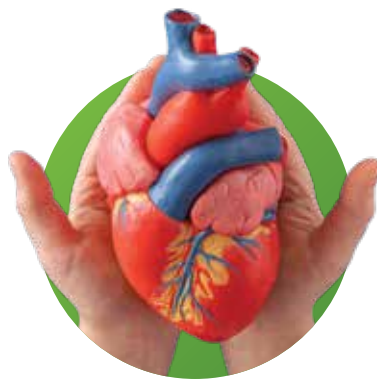
Vomiting



Mouth and airway irritation



Chest pains



Racing heartbeat

Some people think vaping is harmless, that it is just water vapour. But what you're breathing in is made up of toxic particles. An Australian study into flavoured vape juice showed that the toxic particles in these liquids can include:

### Formaldehyde

Used in glue and can cause irreversible lung damage.



### Propylene glycol

Found in paint and is toxic to human cells.



### Nicotine

Is addictive and can harm your brain, especially in the areas that control attention, learning, mood, and behaviour.


## How to say no

Wanting to try the new and popular thing that your friends or someone you look up to online is doing is normal, but understanding the risks is important. It can be hard to say no to your friends and school mates, but you should put yourself and your health first and only do things that you feel comfortable with.

It's your body, your lungs, your life, and you're in charge.

Understanding the risks of vaping and the serious effects it can have on your health can help you to decide for yourself. What you've learned can also help others who might not know what they're getting into when they try it. Be on top of the knowledge, and be a support — to yourself and your friends.

If you want to take action around vaping, you can lead by example. Being a role model is one of the best ways to show you're making good choices for your health and your body, and helping your friends do the same. Talk to your parents and teachers and get involved with any education programs at school around vaping.





# #FriendBetter with R U OK?™

R U OK? have released a campaign dedicated to young Australians aged 16 to 25. **#FriendBetter with R U OK?** recognises that, like good friends, some things are just better together.

**#FriendBetter with R U OK?** has been informed by the Connecting Young Australians<sup>[1]</sup> report, which found seven in ten are willing to talk about their mental health when asked by a trusted friend, but a lack of skills and confidence is a barrier to young people supporting someone close to them.

The digital campaign presents everyday duos having supportive conversations; for example, a phone and charger feel better when they're connected. These regular, meaningful conversations highlight that we all have what it takes to help our friends feel supported during what is a transitional phase of life for young people.

The duos link through to short, easy-to-digest conversation guides that address the top life stressors for young people as identified in the research including motivation, financial stress, relationships, mental health, and academic stress.

**#FriendBetter with R U OK?** has been developed with the expertise of advocates and valuable guidance of young people with lived experience, including 20-year-old Sydney University student Kailash Sarma.

"I volunteer with a team of other young people from across Australia on the R U OK? Youth Think Tank,"

said Mr Sarma, who lost a close friend during his HSC year. "We discuss current issues, suggest ideas for how best to engage effectively with young people in the suicide prevention space, and provide feedback on ideas from a youth perspective.

"It's so important to look out for each other, to be in tune with our friend's energy and feel ready to offer that support if they don't seem themselves," he said.

**#FriendBetter with R U OK?** shows how to have those conversations and support your mates through tough times."

19-year-old university student Aleuca Angel, from Sydney's south, volunteers as an R U OK? Community Ambassador and is passionate about sharing the R U OK? message due to her experience with childhood trauma and mental health challenges.

**"It's so important to look out for each other, to be in tune with our friend's energy and feel ready to offer that support if they don't seem themselves."**

"I haven't felt very confident asking someone if they're OK before. I remember thinking I wouldn't be able to offer advice that could help them or know what to say. I was worried the person would regret coming to me," said Ms Angel. "What I understand now is that the conversation I could have had was as simple as lending a listening ear and saying, 'I support you; I hear you.'"

"I have seen conversations between myself and others that really have made a big positive difference and been a catalyst for people seeking help," said Ms Angel. "When you're going through a tough time, support from close friends can change everything. It makes you realise you are not alone.

**#FriendBetter with R U OK?** provides an outline of how to navigate these conversations.

I hope it helps people to reach out if they think a mate might be struggling," she said.

"We all have what it takes to 'friend better'."

The Connecting Young Australians report also found seven in 10 Australians aged 12 to 25 do not ask for help when they are experiencing a difficult time and that one in two young people have felt someone close to them was struggling and not asked if they were OK. The leading reasons were feeling like it wasn't their place (57%), being afraid they would make the situation worse (48%) and not having the confidence (31%).

"Our research shows that the young people in our world won't always tell us they need support, so it's up to us to make asking how they're really going and offering our support a part of our everyday friendships," said Katherine Newton, R U OK? CEO.

"We want young people to know that when we offer that support genuinely, it can help people feel better about themselves and their situation."

"Through **#FriendBetter with R U OK?** we want to equip young people with the skills and confidence to ask the question, listen, and help a friend navigate life's ups and downs, which happen to all of us," she said.

**#FriendBetter with R U OK?** was developed through generous support from ING Bank Australia.

For tips and tools on how to **#FriendBetter with R U OK?** visit [ruok.org.au](https://ruok.org.au)

For free and confidential support at any time of day or night, young people aged 5 to 25 can access **Kids Helpline** on **1800 55 1800** or chat online, 24/7 at: [kidshelpline.com.au](https://kidshelpline.com.au)

**13YARN** is a free 24/7 service offering crisis support for Aboriginal & Torres Strait Islander people. Call **13YARN (13 92 76)**.

For support at any time of day or night, **Lifeline** provides free and confidential crisis support. Call **13 11 14**, text **0477 13 11 14** or chat online at: [lifeline.org.au](https://lifeline.org.au)

#### References:

- [1] YouthInsight for R U OK? (2022) Connecting Young Australians
- [2] Australian Institute of Health and Welfare (2023) Deaths by suicide among young people
- [3] Joiner, T.E. (2007) Why People Die by Suicide. Harvard University Press. USA





# A world of opportunity

This chapter provides information about travelling in Australia or overseas, learning about culture, and enjoying other opportunities and adventures like volunteering in your community or abroad.

## Travelling in Australia

Australia is a huge country with different adventures to be had in every state. Once you have decided a holiday in Australia is for you, figure out what kind – action, nature, party, history or culture.

To get this planning started, decide:

1. How long you want to be away
2. How you will get around
3. How much money you have
4. Will you travel solo, with a partner, a friend or in a group?

For ideas on where to go and what to do visit [www.australia.com](http://www.australia.com)

## Driving

Driving is a great way to see Australia; vast open roads, hidden gems off the beaten track and the sixth longest coastline in the world.

Like all long-distance driving, do not get behind the wheel if you're tired. Schedule in breaks and power naps or change drivers regularly, keep to the speed limit, and be cautious – this is probably all new so take it easy out there.

If you are driving across, or around, Australia, be mindful that road laws vary from state to state. Before crossing borders, read up on where you are going and what the quirky road rules that apply in each state are, from speed limits to sharing roads with bikes, trams and pedestrians.

In some states, it's illegal to cross the border with fresh produce – this is to protect the local agriculture from pests like the fruit fly.

If you get booked for speeding or a traffic violation, be polite and provide the right details. The police will check anyway. Even if you're from another state, you'll still get a fine in the mail.





# Travelling overseas

Planning a trip adds to the excitement and anticipation of a new adventure, and being organised and informed will give you peace of mind when you arrive.

There is an overwhelming amount of information available to research on the internet. For a personalised travel plan, visit a travel agent, speak to a tour booking agent, or pop into your local bookstore and purchase a guide (travel books are a great memento of your adventure).

Ask friends and family for ideas, tips and advice, and join the conversation with like-minded travellers and those who have been there and done that on social media groups.



## Let's get this planning started

- **What sort of trip do you want?** A working holiday, relaxing holiday, extended trip, one with volunteer opportunities, or a package tour.
- **Where do you want to go?** Another country where English is a common language, a western country, or somewhere culturally and linguistically diverse.
- **What's your destination like?** Research things like people, weather, geography, history, language, food, culture and customs.
- **What's your mode of travel?** If it's overseas, you're going to be travelling by air most likely, but once you get there, have some research under your belt about taxis, public transport, walking, cycling and car hire that will get you around.
- **What sort of accommodation?** Short stay or extended, hotel, hostel, backpackers, Airbnbs, or maybe a homestay or on-site accommodation like a university or college campus. There are many choices and most will come down to budget and style.
- **What's your itinerary?** List key destinations, travel dates and must-do activities like sightseeing and experiences.
- **What's your budget?** Work out how much money you will have and if it is enough. If not, you might need to readjust your trip to fit your budget. See tips in this section on affordable travel.
- **Is my destination considered 'safe'?** Find out if there are any medical alerts or travel warnings to the region you are planning on visiting at [dfat.gov.au](https://dfat.gov.au)
- **Is a vaccination necessary?** Book an appointment with your GP to find out if you need any vaccinations or precautionary medications – these might need to go into your budget as some are quite costly. Many countries now mandate that a COVID-19 vaccination is a condition of entry. The advice about COVID-19 vaccinations, age requirements and travel destinations are constantly evolving. Visit [homeaffairs.gov.au/covid19/entering-and-leaving-australia](https://homeaffairs.gov.au/covid19/entering-and-leaving-australia) for the most up-to-date information.
- **Is your passport current?** If you are applying for a passport for the first time, do so as soon as you can. Don't leave it to the last minute or you may pay more and have the added stress of it not being delivered on time. If you have a passport, check the expiration date before you book and check the conditions on passport validity as this can change depending on where you are travelling. Don't rely on your travel agent to tell you this. It is your responsibility. For more information about getting a new passport, renewing an existing one, the application process and relevant forms and fees, visit [www.passports.gov.au](https://www.passports.gov.au)

## Tips for affordable travel

- **Going 'round the world:** If you plan to visit a number of countries, consider a 'round-the-world' airfare – there's quite a bit of flexibility with where you can fly and the fare is usually valid for 12 months of travel.
- **Keep an eye out for sales and specials:** Check out travel agents, airlines and online sites for regular specials and deals on flights and accommodation – if you have some flexibility with when you can travel, you'll often find last-minute or end-of-season discounts.
- **Travel off-peak:** Consider travelling at off-peak times or out of the main holiday season – prices can be less than half their full season equivalent.
- **Prepare your own food:** Dining out three times a day can get expensive; there are usually facilities for storing and cooking your own food at places like hostels, camping grounds and backpackers.
- **Talk to other travellers:** Get first-hand advice about local deals, what the going prices are, and options for inexpensive food, lodging and transport when you get to your destination.
- **Money:** Check with your bank about the best ATM card options for travellers. Many major banks offer debit/credit cards with lower ATM fees and exchange rate surcharges than their standard cards. Carry an emergency reserve of cash in a major international currency (US dollars or the Euro) that will tide you over in the event your card is lost or stolen. Make sure your bank/debit card can access your funds while overseas. It is a good idea to take a small amount of cash in the local currency in case you need something on arrival.







# Travel and health

Looking after your health and wellbeing when you travel overseas is a no-brainer. You can't travel if you get sick or injured and you certainly don't want your long-awaited trip compromised or even cancelled because of an avoidable illness or accident.

## Things to think about

- **General health and fitness** – have a full health and dental check before you travel. If you're planning an active holiday, make sure you have the fitness levels required for your planned activities like skiing, mountain climbing, rafting or trekking
- **Sexual health** – safe sex practices and your sexual health are important things to consider whether you are at home or travelling overseas
- **Vaccinations** – talk to your doctor about where you plan to travel and what vaccinations you will need

- **Medications** – talk to your doctor about medicines you may need to take with you or, if you have a health condition, about managing your current medications while overseas
- **First aid** – learn some basic first aid knowledge if you don't have any already, and pack a simple traveller's first aid or medical kit for handling minor accidents or injuries

If you get sick overseas or are involved in a medical emergency, contact your travel insurance provider as soon as possible. Travel insurance companies often have 24-hour assistance centres that you can contact from anywhere in the world. Take your travel insurance policy information and contact numbers with you so you can easily contact your insurer from overseas. Leave details of your travel insurance policy with family or friends back home.

## Emergency contacts

Take contact details for places you may need in an emergency, such as the local Australian Embassy and your travel insurer's emergency contact number. Travel with emergency contact details like a family member or friend back home, and make sure they have your travel itinerary, insurance details and a copy of your passport. Stay in regular contact with loved ones in Australia.

## Register your travel plans

Register your travel plans with the Australian Government Department of Foreign Affairs and Trade before you leave Australia. The registration information you provide will help someone contact or find you in an emergency – whether it is a natural disaster, civil disturbance or family emergency. Register at [orao.dfat.gov.au](http://orao.dfat.gov.au)

## Food and drink

Be sensible about what you eat and drink when you travel overseas. As a general rule drink bottled water, avoid ice and beware of uncooked foods. Do your research and discover more tips about consuming specific foods and drinks in the country you are travelling.



## Insurance

**Do not leave Australia without travel insurance. If you can't afford insurance, you probably shouldn't be going overseas.**

Medicare does not cover you outside of Australia. Some hospitals overseas will not even admit injured people who do not have insurance coverage, no matter how serious their condition may be.

Medical treatment overseas can leave a huge dent in your hard-earned savings. If you are seriously injured, it could be in the tens, even hundreds, of thousands of dollars. For the sake of a few hundred dollars, you will have peace of mind and so will your family. Travel insurance is also great if you lose a valuable item and some will cover expenses incurred by delayed or cancelled flights. There are many good deals on travel insurance for young people but remember to read the fine print and compare cover options between companies. Once you have chosen be very clear about what your insurance policy covers and give a copy to someone back at home.

If you extend your stay overseas, don't forget to extend your insurance before it expires to make sure you're never without it.



## Discount cards

Planning to travel in Australia or overseas? You might like to consider buying an internationally recognised student card.

Discount card options for students, travellers under the age of 31 years old and teachers can help your money go further while travelling in Australia and overseas.

The International Student Identity Card for students and the International Youth Travel Card for non-students offer savings on attractions and travel in many countries. There are also specific discount cards and memberships to organisations like Youth Hostels Association (YHA) Australia or backpackers' groups.



These cards give you access to discounts and benefits both in Australia and overseas to save on airfares, accommodation, entry to museums and attractions, even food and shopping.

A quick online search should turn up a few companies that offer these cards. Before you hand over money for any concession card, though, do a bit of research. As a starting point, check out International Student Identity Card website at [www.isic.org](http://www.isic.org)





**MARCHING  
FORWARD**

**Programs dedicated to  
kicking goals, community  
engagement, peer support and  
... most importantly fun!**

With a strong passion for working with children of all ages and assisting them in their physical and developmental growth, contact us today to discuss. We have an always expanding team of passionate people that love what they do!

**Mob: 0451 956 922 Find us on Facebook!**  
**Email: [marchingforwardcamps@gmail.com](mailto:marchingforwardcamps@gmail.com)**

Proudly supporting Streetsmart and our local kids



**NAAFLS**  
NORTH AUSTRALIAN  
ABORIGINAL FAMILY  
LEGAL SERVICE

**Freecall:**  
**1800 041 998**

## Understand your rights and get access to justice.

**Care &  
protection  
of children**

**Help  
with  
domestic,  
family & sexual  
violence**

**Court,  
housing,  
finance &  
transport  
support**

**We  
are a free  
service for  
Aboriginal men,  
women and  
children.**

**Family  
law &  
victims of  
crime support**



# Working overseas

Most young people return home from their overseas working holiday describing it as 'a life-changing experience'. Working overseas can be a great way to travel, meet people, experience new things, and you're getting paid (bonus).

It can be a good career move too. Many Australian employers are impressed by overseas work experience on a resume because it demonstrates initiative, confidence, drive and ability to adapt to different circumstances.

### Work types

Most people find it fairly easy to get some sort of work overseas. Common choices for overseas work include:

- Hospitality – pubs, bars, cafes and restaurants
- Summer camps or ski fields
- Office/administration
- Teaching English as a Second Language ([www.tefl.com](http://www.tefl.com))

### Working holiday visas

Australia has agreements with several countries that allow young Australians to get a working holiday visa so you can legally work in the countries you're visiting.

### Things to consider

- **Positions available** – What sort of jobs will accept travellers and what do they pay?
- **Living costs** – How much will you need to live on?
- **Job environment** – Will you be respected, and will you have to work long hours and weekends?
- **Living arrangements** – Is accommodation included and if not, what accommodation and other amenities are available near the workplace?
- **Language, culture and customs** – Can you learn the language and are there any laws and customs affecting behaviour, dress, food and drinking?
- **Safety** – Is the location safe for foreigners and is the workplace generally safe?

There are agencies, companies and other organisations that can help you find a job and prepare for your trip.



## Studying overseas

Studying overseas is an exciting, fun and rewarding experience for high school and university students.

There are many websites that can help you find out more about studying overseas, and most universities have a 'Study Abroad' office to assist international students.

Financial assistance schemes to study overseas are available, along with scholarship opportunities for international exchange programs for high school students.

For more information visit <https://www.smarttraveller.gov.au/before-you-go/activities/studying>







# Volunteering

## Volunteering in Australia or overseas is a great way to:

- Contribute to a community
- Learn new skills
- Build up your work experience
- Make new friends
- Have fun



## Types of volunteering

When choosing where to volunteer, it helps to pick an area that interests you or where you would like to make a difference in your community. Some ideas for volunteering include:

- Working on an environmental project
- Visiting a sick or elderly person
- Joining a volunteer emergency services group like the CFA or SES
- Delivering meals to elderly people or people with a disability
- Getting involved in human rights and social justice

## Age requirements and police checks

Many volunteer positions require you to be 18 or older, but there are opportunities for younger people. Unless it clearly states that you have to be 18 or over, assume it's OK to apply for a volunteer position.

Some organisations, especially those that work with children, require a police check or a Working with Children Check. If this kind of check is required, the organisation you're volunteering for can help organise it for you.

## Know your rights

Volunteers are not a substitute for paid workers, so be aware of employers who might try to use volunteers as cheap or free labour.

You have the right to:

- A healthy and safe environment
- An orientation or induction session
- Training and supervision
- Say 'no' if you are uncomfortable or think you are being exploited
- Not work in a position previously held by a paid worker



## Volunteering with children

It can be confronting for travellers to see children living in poverty overseas. While it is important that the international community works to prevent child exploitation and neglect, volunteers should ensure that they are contributing in an ethical and meaningful way. Volunteers considering short-term placements with children, particularly in orphanages, need to carefully think about the potential long-term impact they may have on children in need of stability, structure and care.

Working directly with children in communities and orphanages may not be the most effective way to provide sustainable assistance. Volunteers should first consider donating to or working on projects that aim to develop and strengthen local communities, to create longer-term alternatives for children living in poverty.

Research any overseas organisations offering opportunities to volunteer with children, particularly in orphanages. In some circumstances, these organisations have removed children from adequate family care in order to profit from donations from abroad. There are also reports of unscrupulous organisations deliberately housing children in poor conditions to attract ongoing financial support from volunteers.

Volunteers at these organisations may unknowingly contribute towards child exploitation. Australians considering volunteering with children should carefully consider these risks.

## Volunteering overseas

While there are plenty of opportunities to volunteer in your own backyard, there's a whole world out there seeking volunteers to help with a multitude of projects and programs.

Volunteering overseas is a great way to combine your wanderlust and passion for making a positive impact on the world. A quick online search will turn up heaps of organisations that can find overseas volunteer placements for you.

Before you sign up for anything, make sure you check out the tips and advice on [smartraveller.gov.au/before-you-go/activities/volunteering](https://www.smartraveller.gov.au/before-you-go/activities/volunteering)

Visit [www.youthcentral.vic.gov.au/advice-for-life/travel/travelling-overseas](https://www.youthcentral.vic.gov.au/advice-for-life/travel/travelling-overseas)



# HELP!

## Where to go for help

For free, confidential support contact:

For more about volunteering opportunities, your rights and responsibilities go to:

**New South Wales**  
[volunteering.nsw.gov.au](https://volunteering.nsw.gov.au)

**Northern Territory**  
[volunteeringsa-nt.org.au](https://volunteeringsa-nt.org.au)

**Queensland**  
[volunteeringqld.org.au](https://volunteeringqld.org.au)

**South Australia**  
[volunteeringsa-nt.org.au](https://volunteeringsa-nt.org.au)

**Tasmania**  
[volunteeringtas.org.au](https://volunteeringtas.org.au)

**Victoria**  
[volunteer.vic.gov.au](https://volunteer.vic.gov.au)

**Western Australia**  
[volunteeringwa.org.au](https://volunteeringwa.org.au)





This section provides handy information that relates to having more control over your own money or health records and accessing services separate to your parents, guardians or carers.

# Getting stuff sorted





# Your health, your records

## Accessing your health records

myGov is a secure way to access government services online with one login and one password.

A myGov account provides secure access to a range of government services using one username and password.

You will need a myGov account for Centrelink payments, Medicare claims, lodging a tax return with the Australian Taxation Office, looking for a job, accessing your health records, the National Disability Insurance Scheme or wanting to make a Victorian Housing Register Application.

## To create a myGov account:

1. Go to **my.gov.au** and select **Create an account**
2. Enter your email address and accept the terms of use if you agree
3. Enter your confirmation code
4. Choose a password and three secret questions
5. Get your username by email
6. Sign in to your myGov account and follow the steps to link to other services



## Your own Medicare card

You can transfer from your parents' Medicare card to your own Medicare card once you turn 15 years old.

Download a form from <https://www.humanservices.gov.au/individuals/forms/ms011> and take it, along with your ID, to your local Medicare service centre.

Once your application is confirmed, you can access and view your information by linking your Medicare account to your myGov account.

## Your health records

Once you turn 14, you can manage your own health information via the government's My Health Record system, which is an online summary of your key health information.

When you have a My Health Record, your health information can be viewed securely online, from anywhere, at any time – even if you move or travel interstate.

You can access your health information from any computer or device that is connected to the internet.

Your parent or legal guardian will no longer automatically have access to your health records, but you can invite them to be your nominated representative.

To manage your My Health Record, you will need:

1. A myGov account
2. Your Medicare number, name, address, date of birth and gender. You may also be asked questions such as the date of your last doctor's visit to ensure it is you!
3. To link your My Health Record to your myGov account, and set it up.

Find out more about My Health Record at [www.myhealthrecord.gov.au/for-teens](http://www.myhealthrecord.gov.au/for-teens)

## Health insurance

You can remain on your parents' family health insurance policy until you turn 25 years old if you are still studying full-time, not working full-time and are not married.

If your circumstances change that do result in not being fully dependent on your parents, you may need to come off their policy earlier.

Check with your parents' health insurer for details, as all policies differ slightly, to ensure you are well covered in case of an accident!





# Organ and blood donation

## Australian Organ Donor Register

You can join the Australian Organ Donor Register to enter your organ and tissue after death donation decision from the age of 16 years.

You don't have to be on it, but it's the best way to make your decision clear if you want to donate organs and which organs or tissue you want to give.

It's important to put your decision on the register even if you've put it elsewhere, like on your driver's licence. The register only covers donations for transplants – not those for research.

Remember too ... tell your family your decision about being an organ donor. They'll have the final say.

When you die, they need to agree before your organs can be donated. They're more likely to follow your wishes if they already know about them.

To register or to find out more about organ donation please visit [www.donatelife.gov.au](http://www.donatelife.gov.au)



### Blood donation

You need to be over the age of 18 to donate blood. If you have already turned 18 and want to find out more about donating visit [lifeblood.com.au](http://lifeblood.com.au) and take the eligibility text.

## Zaidee's story

Zaidee Rose Alexander Turner, aged 7 years and 22 days, died suddenly on 2nd December 2004 from a burst blood vessel in her brain called a Cerebral Aneurysm.

Zaidee's parents, Kim and Allan, founded Zaidee's Rainbow Foundation not long after.

At the time of Zaidee's death, the Turner family had been registered organ and tissue donors for five years.

As a result Zaidee donated her organs and tissues at the Royal Children's Hospital, as were her wishes at the time.

From this gift, the lives of seven people (six children and one adult) were improved and, in some cases, saved.

Zaidee was the only child in Victoria under the age of 16 years and we have been told one of the youngest Australians to donate her organs and tissues in 2004. She was only one of six children nationally to donate their organs.

Zaidee's story is directed towards both children and adults so they can think about others who are waiting for a life-saving operation and a suitable match for an organ or tissue.

Think about giving this gift to others so they can live a better life and in some cases, have a second chance at life.

Zaidee's gift of her organs to others will allow them to have another birthday.

One in five people on the transplant waiting list will never get the chance to have another birthday if people do not become registered donors.

The symbol is representative of hope; after every storm the sun shines and there is a rainbow. For those people on the transplant waiting list, the rainbow symbol offers them hope.

At the end of their rainbow is an organ or tissue to improve their life – or in most cases – save their life.

**Allan Turner**  
CEO Zaidee's Rainbow Foundation and Zaidee's dad



### What you can do if you are under 16 years old

**Discuss** organ and tissue donation with your parents and express your thoughts and wishes about what you would like to happen if your life was cut short.

**Ask** your school to arrange for Zaidee's Rainbow Foundation to come out and speak with your class.

**Purchase** Zaidee laces online at [www.zaidee.org/zaidees-shop](http://www.zaidee.org/zaidees-shop)

For more information please visit [www.zaidee.org](http://www.zaidee.org)

Find out more about Zaidee's Rainbow Foundation and how you can donate to this important charity or participate in an event to raise funds for organ donor awareness and education by visiting [www.zaidee.org](http://www.zaidee.org)

**zaidee's**  
rainbow foundation





# Money matters

Being a full-time secondary student means you are eligible for discounts, concessions and maybe even some financial help (eligibility criteria applies).

This chapter also provides tips for budgeting, and saving for big-ticket items.

## It saves to be a student

Full-time students are entitled to discounts and concessions on a range of things including:

- public transport
- airfares
- books
- computers and software
- car registration
- medical and dental costs
- tickets to movies and events
- club memberships

Most places that offer student discounts or concessions will just need to see your student card from your school. Make sure you always have it with you.

For other discounts you may need to buy or apply for a specific discount card.

If you are not sure if a student discount is available, just ask – the worst they can do is say no.





## A-EZY

My plan is to tackle poverty, beat mental illness, advocate for human rights and eliminate racism. I would like to do this one person at a time.

**You can view our music online**



maxi

**Maxi Boiler Services Pty Ltd**

[www.maxiboilers.com.au](http://www.maxiboilers.com.au)

3 Colbert Road, Campbellfield, 3061

**Ph: (03) 9357 9888**

Proudly supporting Streetsmart



# Health Care Card

**A Health Care Card will give you concessions including discounts on household bills, medical expenses, study costs, motor vehicle registration and public transport.**

### Examples:

- **Prescription medicine** – Bring your Health Care Card to the chemist when buying prescription medicines for a discounted price
- **Dental treatment** – Bring your Health Care Card to the dentist for free or discounted dental care (depending on what you're getting done) through public dental clinics in community health centres, rural hospitals and the Royal Dental Hospital in Melbourne
- **Ambulance travel** – Health Care Card holders get free ambulance and air ambulance travel anywhere in Australia in an emergency or on the recommendation of a doctor
- **Eye care and glasses** – Free eye examinations and low-cost glasses are available for Health Care Card holders in Victoria (and their dependants under the age of 16 if they are listed on the concession card)
- **Optometry and eye care service** – The Victorian College of Optometry provides low-cost eye care for people with Health Care Cards
- **Hearing services** – A wide range of free and discounted hearing services are available to Health Care Card holders, including hearing tests and hearing aids

Concessions can change over time. Sometimes the amount of discount can change, and sometimes a concession can stop being offered altogether.

It is a good idea to make sure you double-check that a concession is currently available before you assume that you'll get it.

Visit [www.humanservices.gov.au/individuals/services/centrelink/low-income-health-care-card](http://www.humanservices.gov.au/individuals/services/centrelink/low-income-health-care-card) to keep up-to-date.

Health Care Card holders in Victoria are eligible for discounts and concession rates on TAFE and training enrolment. To find out more about these discounts, check out the TAFE enrolment fees concession page on the Department of Human Services website.

TAFEs may also offer concessions on enrolment fees to partners of people who have Health Care Cards, if they are dependent on the cardholder for their income. Talk to your student administration office to find out more about this.



## Other concession cards

Some organisations offer student discount cards that you can buy in return for discounts at businesses that they have a sponsorship arrangement with. A quick search for 'student concession cards' should turn some up.

Before you buy one of these cards, though, you should do some research. Ask around to see if any of your friends or family have bought a card like it, and whether they thought it was worth the money.

You could also get in touch with Consumer Affairs Victoria to see if they have any advice about a student concession card you are considering buying on 1300 55 81 81 or email [consumer@justice.vic.gov.au](mailto:consumer@justice.vic.gov.au)



## HEALTH & WELLNESS COACHING

Proudly Supporting the Streetsmart Handbook

**0411 676 305**

[jen@olablanca.com.au](mailto:jen@olablanca.com.au)



State 1 Security is a fully licensed and fully registered Victorian owned and established security company in 2022. With a professional and appropriate point of view, we strive to achieve and exceed all of our clients requests and expectations. State 1 Security is a company that works with a passion of protecting people and property, this allows us to stand apart from others by providing the best levels of security, protection and customer service. We prioritise protection with quality and assurance, work and communicate in a professional manner that is built around safety and trust. With a diverse range of team members, State 1 Security is able to communicate and work with all types of people in all types of backgrounds.

Specialising In  
**Retail, Emergency & Corporate Security**  
• Crowd Controllers & Security Guards  
**Private, Event & Close Protection Security**

[www.state1security.com.au](http://www.state1security.com.au)

Find us on Facebook & Instagram

**Mob: 0405 082 861**

Email: [admin@state1security.com.au](mailto:admin@state1security.com.au)

PROUDLY  
SUPPORTING  
VICTORIA  
STREETSMART





# Financial assistance

If you are aged 15-24 years old, you may be eligible for Centrelink payments and services while you are studying full-time, undertaking an apprenticeship or becoming independent from your parents or carer.

Depending on your (or your family's) circumstances, you may be able to get Youth Allowance or **ABSTUDY** while at secondary school.

These payments provide financial support while you are looking for work, studying, training or undertaking an Australian apprenticeship.

Disability Support Pension may also be available to support young people who have a medical condition or disability.

To claim a payment like Youth Allowance or ABSTUDY, update details and get reminders, create a myGov account via **my.gov.au** and follow the steps to link your Centrelink member service.

To do this, you will need a Centrelink CRN or a linking code.

The myGov website is pretty simple and intuitive and steps you through each part of the process.

If you have a question about using myGov, you can ask the myGov digital assistant (DA). Go to the myGov website, select **Ask a question** and type your question. The DA will answer your question.

If you cannot register online visit a Centrelink service centre near you or call 132 307.



## Centrelink for school-aged students

The main benefits for secondary school students are Youth Allowance and ABSTUDY. To find out if any other payments could apply to you, or when you might become eligible for other benefits, visit **www.humanservices.gov.au/individuals/subjects/payments-students-and-trainees**

## Youth Allowance

Youth Allowance is financial help for Australia residents who are:

- 16 to 21 and looking for full-time work, or
- 18 to 24 and studying full-time, or
- 16 to 24 and doing a full-time Australian Apprenticeship, or
- 16 to 17 and independent or needing to live away from home to study
- 16 to 17, studying full time and have completed year 12 or equivalent

This payment is income and assets tested to work out how much Youth Allowance you get.

## ABSTUDY

ABSTUDY is financial help for Aboriginal or Torres Strait Islander students or Australian apprentices enrolled in an approved course – for example at secondary school, TAFE or university – to cover the costs associated with studying (including travel), housing and living expenses

The amount of ABSTUDY you may get depends on personal circumstances such as whether or not you are living away from home.



## Reach your savings goals

Setting a savings goal can be exciting. Your goal could be to have money aside 'just in case', or you might have a target like a dress for the school dance, a new pair of shoes or runners or an event. At the other end of the scale, you might be saving for a holiday at the end of the year or your first car.

Whatever your goal, the key is just start! Once you see your bank account building with a regular savings plan, it can be a sense of achievement.

## Banking

Do your research on what banks are best for students and young people and then which of their products will serve your needs best (ie everyday transaction accounts versus savings accounts).

When every cent counts, don't get stung by bank fees. Some online banks don't charge any fees for an account. Maybe start with these!

Keep your details to yourself.

When checking your accounts online, avoid using public computers or free wireless hotspots. Even if you are using your own device, always log out of your banking – **NEVER STORE YOUR PASSWORDS!**



# Budget and save

It is hard to argue that most secondary students do not have an abundance of their own cash. Sure, parents might help in varying degrees, and many have a part-time job.

Whatever income you do have, it is wise to budget and, where possible, save!

## Tips to successful saving

- What is the main prize (ie your desired purchase)?
- How much money will you need?
- Tell your family and friends about your goal (they'll keep you motivated)
- How much can you afford each week/fortnight/month?
- Work out how long it will take to achieve (this will manage your expectations)
- Check your bank statements and watch it grow





# Support services

These organisations provide information for young people and their parents and carers who may need support. They provide excellent resources, stories from people with lived experience, and information to guide better mental health in young people. Some also offer counselling and direct services.



☎ 13 92 76  
🌐 [www.13yarn.org.au](http://www.13yarn.org.au)

Confidential one-on-one yarning opportunity for mob who are feeling overwhelmed or having difficulty coping. Speak with a Lifeline-trained Aboriginal & Torres Strait Islander Crisis Supporter.



☎ 1300 22 4636  
🌐 [beyondblue.org.au](http://beyondblue.org.au)

Beyond Blue provides information and support to help everyone in Australia achieve their best possible mental health, whatever their age and wherever they live.



Butterfly  
Foundation for Eating Disorders

☎ 1800 33 4673  
🌐 [butterfly.org.au](http://butterfly.org.au)

If you are suffering from an eating disorder, or suspect one of your friends might be, find out more and get support from the Butterfly Foundation.



☎ 1800 650 890  
🌐 [eheadspace.org.au](http://eheadspace.org.au)

headspace is the National Youth Mental Health Foundation. They began in 2006, and ever since have provided early intervention mental health services to 12-25-year-olds.



☎ 1800 55 1800  
🌐 [kidshelpline.com.au](http://kidshelpline.com.au)

Kids Helpline is Australia's only free, confidential 24/7 online and phone counselling service for young people aged 5 to 25. Qualified counsellors at Kids Helpline are available via WebChat, phone or email anytime and for any reason.



☎ 13 11 14  
🌐 [lifeline.org.au](http://lifeline.org.au)

Lifeline is a national charity providing all Australians experiencing emotional distress with access to 24-hour crisis support and suicide prevention services. They are committed to empowering Australians to be suicide-safe.



☎ 1800 184 527  
🌐 [qlife.org.au](http://qlife.org.au)

QLife provides anonymous and free LGBTIQ+ peer support and referral for people in Australia wanting to talk about sexuality, identity, gender, bodies, feelings or relationships.



🌐 [raisingchildren.net.au](http://raisingchildren.net.au)

The raisingchildren.net.au website is designed for Australian parents and carers. It provides up-to-date, evidence-based, scientifically validated information about raising children up to 18 years and tips for parents and carers to look after themselves. Information on this site is also relevant for teachers



🌐 [reachout.com](http://reachout.com)

You can also join a ReachOut Online Community forum that is free, anonymous and available 24/7 for people aged 14-25 in Australia.

# DO YOU KNOW



# WHAT YOU'RE VAPING?



Vapes can have the same harmful chemicals like in cleaning products, weed killer, bug spray and nail polish remover. They just don't put it on the pack.


Get the facts at [health.nsw.gov.au/vaping](http://health.nsw.gov.au/vaping)





# #FriendBetter with **RU OK?**<sup>TM</sup>

**Tips to help you support your mates**



[ruok.org.au](http://ruok.org.au)